



New Mexico State University
Department of Fire & Emergency Services

Annual Report
Fiscal Year
2006-2007



NMSU Dept. of Fire & Emergency Services Annual Report 2006-2007

The following is a comprehensive report of accomplishments related to DFES activities.

Emergency Calls:

During the fiscal year, the DFES responded to **1,133** emergency calls, compared to 1,086 from the previous (2005-2006) year.

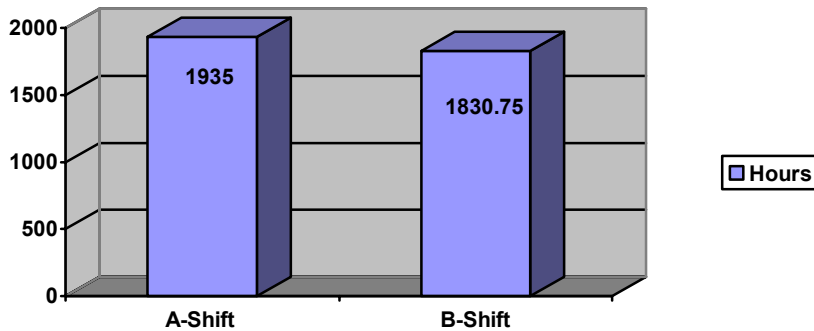
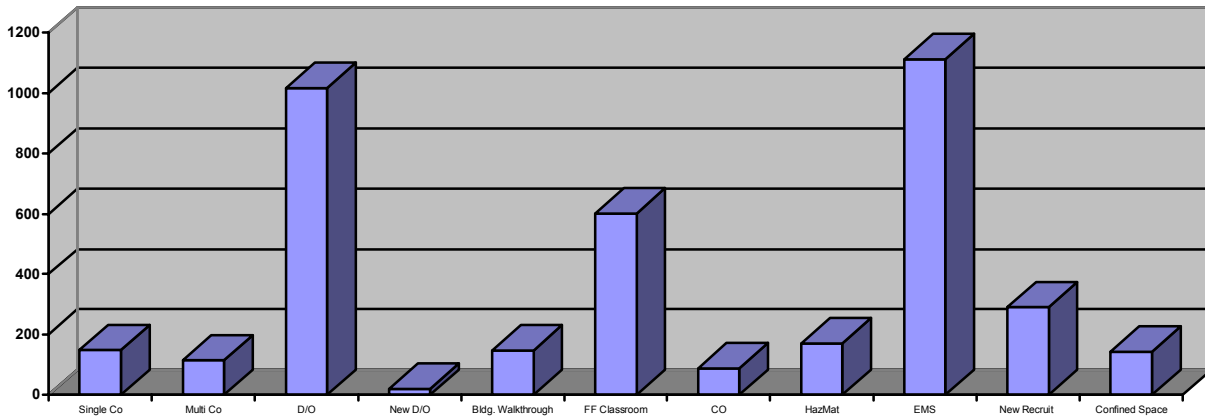
Ongoing Training:

The DFES conducted **666** training sessions this year.

Total Training Hours:

3,852.5 instructional hours (Average of 275 hours per firefighter)

Training Summary of Hours per Topic:



Fire Prevention and Fire Extinguisher Training:

During the 2006-2007 fiscal year **119** employees were trained in fire safety and use of a fire extinguisher. As of June 30, 2007; the DFES has provided instruction for a total of **3,639** NMSU employees.

Cardiopulmonary Resuscitation (CPR) & First Aid Training:

During the 2006-2007 fiscal year NMSU DFES hosted and trained **78** students, faculty and staff on how to perform CPR and/or First Aid.

Fire Prevention Inspections & Building Walkthroughs:

During the year there were **17** building inspections conducted for identification and corrective action related to facility fire safety. DFES firefighters conducted **106** walkthroughs for the purpose of building familiarization and pre-incident planning.



An NMSU Firefighter uses an aerial mounted master stream to extinguish a large commercial vehicle fire.

Emergency Calls & Response Statistics

During the 2006-2007 fiscal year the DFES responded to 1,133 emergency calls, compared to 1,086 during 2005-2006. This represents a 4.3% increase in the number of responses. The calls were as follows:

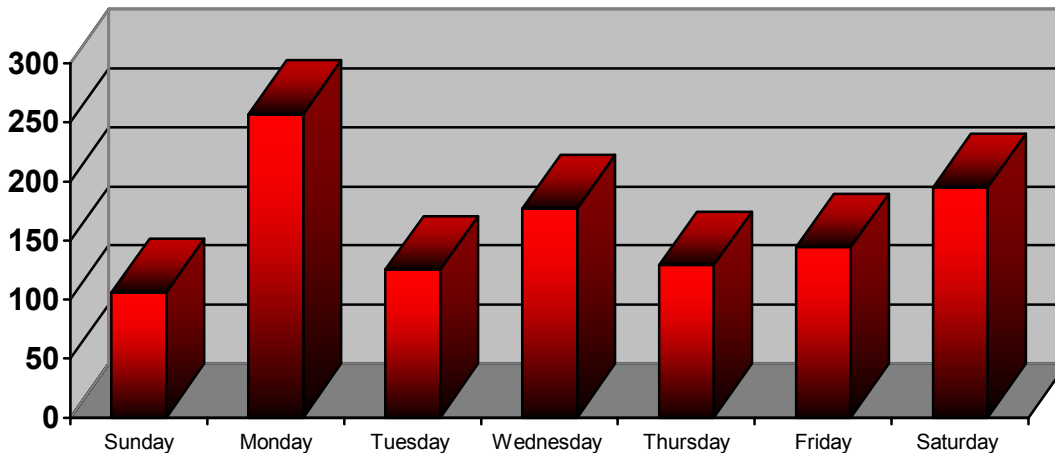
461	Fire and Public Assistance calls	(42.4%)
484	Rescue/Emergency Medical Service calls	(42.7%)
146	EMS Standby	(12.9%)
42	Hazardous Materials Related	(2%)

*Note: DFES changed policies regarding responding to activated fire trouble alarms as of May 7, 2006, and when this change was factored in it resulted in a 10.8% net increase in emergency responses for 2005-2006, although overall there had been a 5% decrease in overall activity. 2006-2007 was the first full fiscal year since the policy took effect. When compared to 2005-2006 respective to trouble alarm responses, DFES was able to reduce nuisance runs by a minimum of 88 calls, hence the net increase in emergency response activity is closer to 13.5% for the 2006-2007 fiscal year.

Property damage approximated at \$60,550.00, compared to \$40,350.00 from '05-'06. Damage is only reported for loss to property due to fire on the NMSU campus, and does not include any mutual aid responses.

Number of Calls by Day of the Week

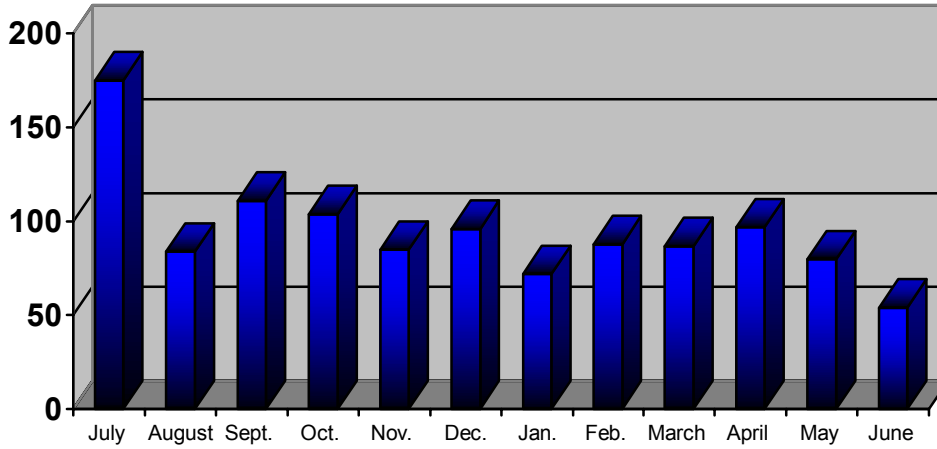
Sunday	Monday	Tuesday	wednesday	Thursday	Friday	Saturday
106	257	125	177	129	144	195



Number of Calls per Month

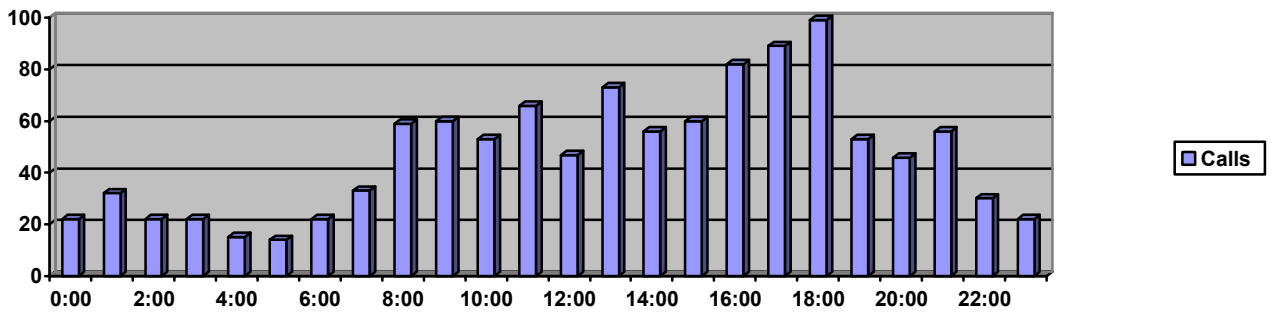
Month	Calls	Total
July	175	175
August	84	259
September	111	370
October	104	474
November	85	559
December	96	655
January	72	727
February	88	815
March	87	902
April	97	999
May	80	1079
June	54	1133

Calls per Month



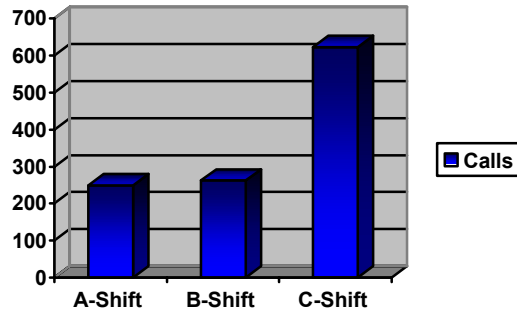
Calls per Time of Day

Time	Calls	Time	Calls
00:00	22	12:00	47
01:00	32	13:00	73
02:00	22	14:00	56
03:00	22	15:00	60
04:00	15	16:00	82
05:00	14	17:00	89
06:00	22	18:00	99
07:00	33	19:00	53
08:00	59	20:00	46
09:00	60	21:00	56
10:00	53	22:00	30
11:00	66	23:00	22



calls per shift

A Shift	B Shift	C-Shift (Days & Special Events)
248	262	623



Response Times

Overall Average Response Time: 3.1 minutes (1 min. reduction from '05-'06)

Shortest Response Time: < 1 minute (multiple occurrences)

Longest Response Time: 39 minutes (1/29/07 - mutual aid to La Mesa VFD, Gonzales Rd.; Structure Fire - fill air bottles)

Average duration of an incident: 25.5 minutes (unchanged from '05-'06)

Longest duration of an incident: 4 hours 39 minutes (7/28/06 - # 600 Greek Complex - Structure Fire)

Average duration of EMS Standby: 5 hours 11 minutes

Longest Duration of EMS Standby: 17 hours 6 minutes (Tournament of Bands - 10/28/06)

Unit Responses

Unit Call Sign	Responses	Percentage of Total
Engine 301	764	67
Special Event Crew	173	15
Engine 302	172	15
341	112	10
344	84	7
EMS Cart	64	6
342	58	5
Utility 301	56	5
343	45	4
ATVs	32	3
Rescue 301	6	1
Utility 302	5	1
Engine 303	5	1
Privately Owned Vehicle	5	1

Individual Responses

This represents the number of responses by individuals. Names in **ALL CAPS** are those whose employment with DFES ended during the 2006-2007 fiscal year. Names in **BOLD** are employees who began their employment with NMSU DFES during the 2006-2007 fiscal year.

NAME	Total Calls Attended	Percentage
Smith, Darrell - Chief	124	11
Bencomo, Chris - Captain	198	17
Mendoza, Jose - Captain	229	20
Sloman, Chris - Captain	432	38

Bailey, Aubrie - FF/EMT-B	79	7
CRUZ, JUAN - FF/EMT-B	112	10
DeLaTorre, Eric - PFF	69	6
Eckhart, Daniel - FF/EMT-B	287	25
GALLEGOS, GREG - CO/EMT-B	1	1
GARCIA, DAVID - CO/EMT-I	296	26
GARCIA, ERIC - FF	127	11
KRATTIGER, JOHN - CO/EMT-B	Info Not Available	
Lancaster, Aaron - PFF	79	7
Limon, Joshua - FF/EMT-B	182	16
LUSBY, JASON - FF	Info not Available	
Mason, Ryan - PFF	177	16
MCDANIEL, MELISSA - PFF/EMT-I	21	2
Paz, Chris - FF/EMT-B	218	19
Pazos, Erin - FF/EMT-B	267	24
RIVERA, JOSE - PFF	1	1
Rodriguez, Andy - PFF	198	17
Salayandia, Jose - PFF	71	6
Sandoval, Jeremiah - CO/EMT-I	191	17
WALKER, RICHARD - PFF	38	3
Whitefield, Justin - CO/EMT-B	332	29
Witz, Gregg - CO/EMT-I	323	28
OCCASIONAL EMPLOYEES		
<i>Aceves, Beto - EMT-I</i>	8	1
<i>Alvarado, Kali - EMT-B</i>	2	1
<i>Apodaca, Gerrie - EMT-I</i>	48	4
<i>BRYANT, KELLY - NREMT-P</i>	2	1
<i>Burcham, Benjamin - EMT-I</i>	6	1
<i>CLARK, KERSTIN - EMT-I</i>	0	0
<i>Coffman, Jason - NREMT-P</i>	12	1
<i>HAAS, SUSAN - EMT-B</i>	11	1
<i>Lucas, Alexander - EMT-I</i>	12	1
<i>Mothena, Stephanie - EMT-I</i>	26	2
<i>Palma, Eric - NREMT-P</i>	14	1
<i>Peña, Christopher - EMT-I</i>	62	5
<i>Sanchez, Daniel - EMT-B</i>	15	1
<i>Villa, Michael - EMT-I</i>	18	2
<i>WILLIAMS, RACHAEL - EMT-I</i>	13	1

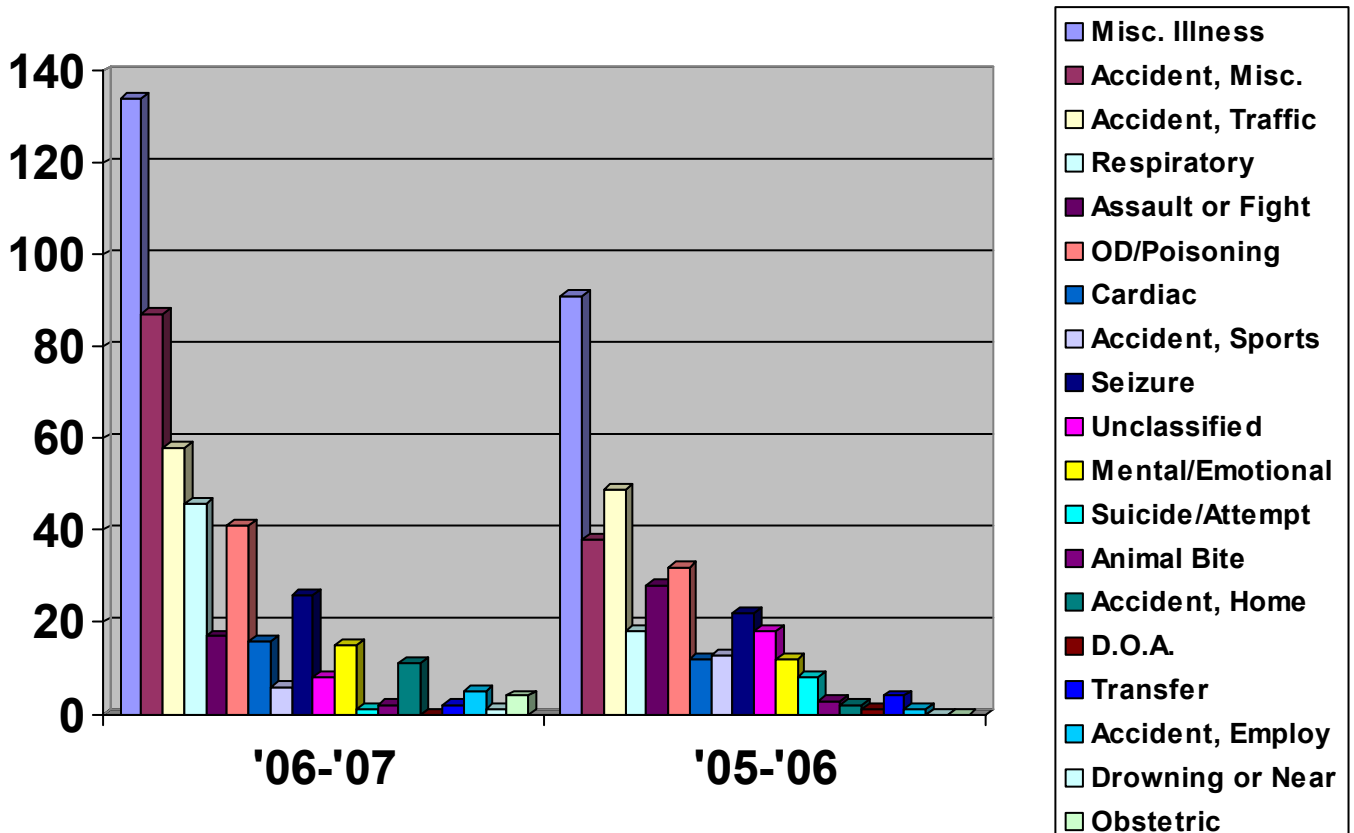
Emergency Medical Services Statistics

During this fiscal year, the DFES responded to **484** Emergency Medical Service calls. This makes up 42.7% of the department's total call volume. During these incidents, DFES EMTs treated **487** patients, which is a **34.5% increase** from the previous year.

Out of the **487** patients, DFES was able to provide Intermediate Life Support to **481** of patient contacts (**98.7%** versus 83% in the previous year). Although NMSUDFES does not currently provide ALS response, NMSUDFES provided a licensed Paramedic on **351** of all patient contacts (**72%**).

**Note: Discrepancy in number of calls versus number of patients is due to frequency of being called and cancelled en route, cancelled due to no medical need, patient transported prior to arrival, patient refusing all medical care/contact resulting in no patient care, or having multiple patients at single call, etc.*

Nature of EMS Calls:



Severity of Accidents, Injuries, and Illnesses:

Patients requiring Intermediate or Advances Skills:	89	(18.2%)
Patients requiring only Basic level skills:	372	(81.4%)
Patients who were found to be dead on arrival:	2	(0.4%)

Patient Disposition Statistics:

Required transportation via ground or air ambulance: **170**
(31.2%)

Breakdown of Patient Destinations:

Memorial Medical Center	142
Mountain View Regional Medical Center	22
R.H. Thomason (El Paso by Medevac)	1
NMSU Student Health Center	4
NMSU Employee Health Center	1

Condition warranted FD personnel riding along to assist ambulance: **6**
(3.5%)

Did not require or refused transportation via ambulance: **317**
(68.8%)

Patient Demographics:

Average Age: **25.0**

Oldest Patient: **92** (unchanged)

Youngest Patient: **18 days** (excludes births - 1)

Males: **211** (43.3%) Females: **276** (56.7%)

Number of Patients younger than legal age of majority (18): **199**
(40.8%)

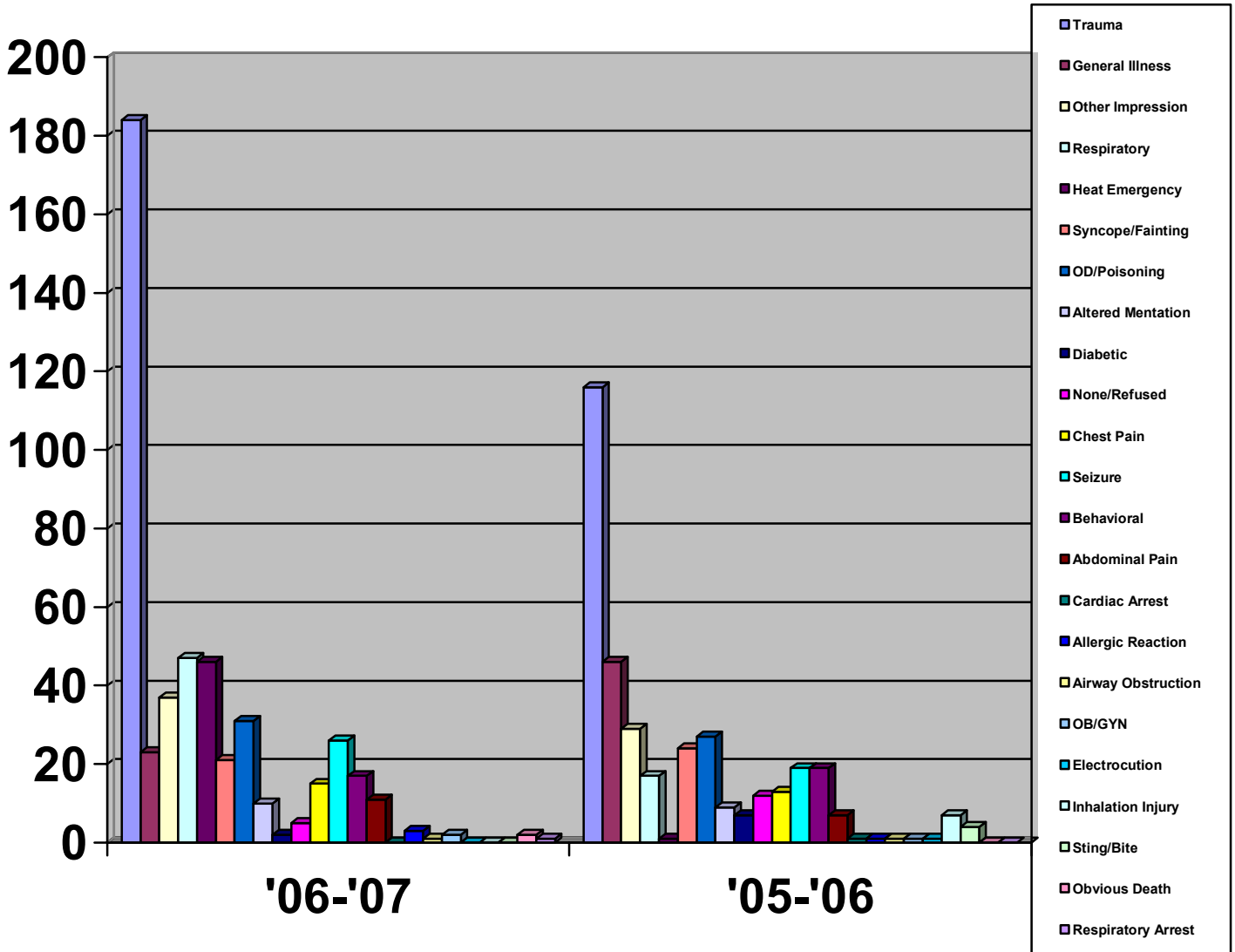
Number of Patients younger than age 21 (includes those under 18): **273**
(56.0%)

Admitted or suspected alcohol use, which contributed to emergency: **61**
(12.5%)

Admitted or suspected drug use, which contributed to emergency: **15**
(3.0%)

Provider believed cause of illness or injury was person left unattended: **1**

Statistical Analysis of DFES Provider Impressions:



General Response Statistics

Total Calls: 1,133

Actual Fires: 19 [*includes on and off campus* (42.5% decrease from 2005-2006)]

Percentage of Call Volume dealing with Actual Fire: 1.6 %

Civilians Injured by Fire: 0

Civilian Deaths by Fire: 0

Firefighters Injured by Fire: 0

Total Firefighters injured in line of duty: 1

CFIRS NFPA Report:

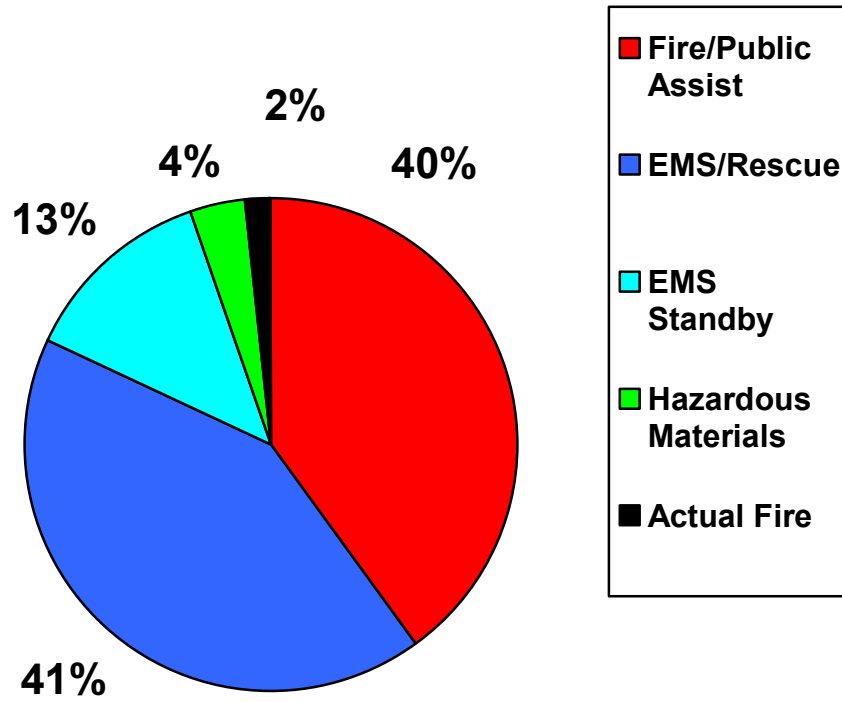
1. Private Dwellings	1
2. Apartments	0
3. Hotels and Motels	0
4. All other Residential	1
5. TOTAL RESIDENTIAL	2
6. Public Assembly	0
7. Schools & Colleges	1
8. Health Care & Penal Institutions	0
9. Stores & Offices	1
10. Industry, Utility, Defense, Labs, Manufacturing	0
11. Storage in Structures	0
12. Other Structures	3
13. TOTAL FOR ALL STRUCTURE FIRES	7
14. Fires in Vehicles	3
15. Fires Outside of Structures, Not Vehicles	3
16. Fires in Brush, Grass, or Wildlands	3
17. Fires in Rubbish	1
18. All Other Fires	1
19. TOTAL FOR ALL FIRES	19
20. Rescue, Emergency Medical Responses	630
21. False Alarm Responses	247
22. Mutual Aid Given	91
23a. Hazardous Materials Responses	25
23b. Other Hazardous Responses	17
24. All Other Responses	104
25. TOTAL FOR ALL INCIDENTS	1133

Breakdown of False Alarm Responses

1. Malicious, Mischievous, False Call	16
2. System Malfunction	161
3. Unintentional	68
4. Other False Alarms	2

Intentionally Set Fires in Structures and Vehicles

1. Fires Believed to Have Been Intentionally Set	1
--	---



Responses

Main Campus Facilities

Academic Research Center
Smoke Scare, odor of smoke

Aggie Memorial Stadium
EMS call (18)
EMS Standby (19)

Astronomy Building
EMS Call

Biology Annex
Alarm due to malf. (3)
Smoke detector malf. (4)
Malicious Pull station

Branson Library
Alarm due to malf. (3)
Smoke scare, odor of smoke
Trouble alarm

Breland Hall
Alarm due to malf. (2)
EMS call (2)
Trouble alarm

Business Complex
EMS call

Central Heating Plant
Smoke detector malf.
Smoke scare, odor of smoke

Chemistry
Good intent call, other
Gas Leak
Steam mistaken for smoke

Clinton P. Anderson Hall
(Physical Science Laboratory)
Alarm due to malf. (3)
Unintentional alarm (3)
EMS Call
Smoke detector malf.
Steam mistaken for smoke

Coca-Cola weight Training
Facility
EMS Call

Computer Center
Steam mistaken for smoke
Trouble alarm (2)

Corbett Center
Alarm due to malf. (3)
EMS Call (9)
EMS Standby (2)
Malicious alarm
No incident found
Elevator rescue
Trouble alarm (5)

Dona Ana Community College
EMS call (10)
Smoke scare, odor of smoke

Dove Hall
Alarm due to malf.

Education Services
Steam mistaken for smoke
Unintentional alarm

Engineering Complex # 1
Steam mistaken for smoke
Unintentional alarm

Engineering Complex # 3
Good intent call, other

Equestrian Center
Unintentional alarm
Alarm due to malf. (2)
EMS Call (2)
EMS Standby (3)
Heat detector malf.

Farm Residence
EMS Call

Football Field House
Unintentional alarm (3)
Dispatched and cancelled
Steam mistaken for smoke

Football Practice Field
EMS Standby

Foster Hall
Unintentional alarm (5)
Alarm due to malf. (3)
Dispatched and canceled
EMS Call
Smoke scare, odor of smoke
Trouble alarm

Frenger Food Court
EMS Call
Gas Leak (2)
Structure Fire

Garcia Annex
EMS Call (2)

Gardiner Hall Breakdown of light ballast EMS Call Malicious pull station	Music Building EMS Call
Gas Regulator Station Gas Leak	Nason House Alarm due to malf.
Gerald Thomas Hall Alarm due to malf. Unintentional alarm (2) Smoke detector malf. EMS Call (2)	Natatorium EMS Call (4) EMS Standby
Goddard Hall Alarm due to malf. (4) Cooking fire Dispatched and canceled Trouble alarm	New Mexico Farm & Ranch Heritage Museum Alarm due to malf. (7) Unintentional alarm (2) Smoke scare, odor of smoke Trouble alarm
Golf Course Club House Alarm due to malf. EMS Call	New Mexico State Police EMS Call (5)
Guthrie Hall EMS Call	NMSU Fire Station Cover assignment (2) EMS Call (8) Severe weather standby
Hadley Hall Alarm due to malf. EMS Call	NMSU Police Station EMS Call (14)
Hardman Hall EMS Call	Office of Facilities & Services Unintentional alarm EMS
Health & Social Services EMS Call	OFS - Custodial Services Dispatched and canceled
Jacobs Hall EMS Call	OFS - Mechanics Shop Unintentional alarm
James B. Delamater Activity Center Alarm due to malf. Unintentional alarm (2) Dispatched and canceled EMS Call	Pan American Center Alarm due to malf. (3) Dispatched/cancelled (2) Unintentional Alarm (6) EMS Call (32) EMS Standby (79) Elevator Rescue Sprinkler malf. Trash fire Trouble alarm (6)
Knox Hall Unintentional alarm (2) Electrical wiring problem EMS Call	President's Residence Assist Police
Myrna's Children's Village CO Detector malf. No incident found	Regent's Row Unintentional alarm Arcing, shorting Steam mistaken for smoke
Milton Hall Dispatched and canceled EMS Call Flood Assessment Gas Leak Unintentional alarm Trouble alarm	Rodeo Arena Arcing/shorting EMS Call

Science Hall
Alarm due to malf. (4)
Unintentional alarm
EMS Call

Skeen Hall
Alarm due to malf.
Unintentional alarm
Elevator Rescue
Steam mistaken for smoke

Stan Fulton Center
Unintentional alarm (2)
Gas Leak

Student Health Center
EMS Call (6)

Tejada Extension Annex
Gas Leak

Tennis Center
EMS Call

U.S.D.A. Cotton Gin
Unintentional alarm

Walden Hall
EMS Call
Elevator Rescue

Williams Hall
Alarm due to malf. (3)
EMS Call
Malicious false alarm
Smoke detector malf.
Sprinkler activation
Steam mistaken for smoke

Williams Hall Annex
EMS Call

Wooten Hall
EMS Call

Young Hall
Alarm due to malf. (2)

Zuhl Library
EMS Call (3)
Trouble alarm

Zuhl Museum
Alarm due to malf.
Dispatched and canceled

Parks & Fields

Intramural Field(s)
EMS Call (122)
EMS Standby

Horseshoe
EMS Call

Streets & Intersections

Breland Dr. & McFie Cir.
MVC with injuries

Center Dr. between C & G
Complexes
MVC with injuries

Center Dr. & Research Dr.
EMS Call

Cervantez Dr. & Sam Steele Way
MVC with no injuries

College Dr. in front of Skeen
Hall
Chemical Hazard (no spill)

College Ave. & Union Ave.
MVC with no injuries (3)
MVC with injuries (5)

College Ave. & Knox St.
MVC with injuries (2)
MVC with no injuries

Espina St. & Gregg St.
No Incident Found

Espina St. & Stewart St.
MVC with injuries (2)
MVC with no injuries
Vehicle vs. Pedestrian

Espina St. & University Ave.
MVC with no injuries (2)

Espina St. & Wells St.
Dispatched and canceled

Espina St. & S. Horseshoe
EMS Call (2)
Gasoline spill
MVC with no injuries (2)
Natural Vegetation Fire

Frenger Mall & Espina St.
EMS Call (2)
MVC with no injuries

Gregg St. & Knox St.
MVC with no injuries (2)
Brush fire

Gregg St. & Williams Ave.
MVC without injuries

Horseshoe & Weddell St.
Gasoline Spill
Vehicle Lock-out
MVC with no injuries

Knox St. & Stewart St. MVC with injuries (4)	Stewart St. in front of Anderson Hall vehicle vs. Pedestrian
Knox St. & University Ave. MVC with injuries (2) MVC without injuries	Stewart St. in front of Computer Center MVC with no injuries
Locust St. & Wells St. Brush fire MVC with injuries (2)	Sweet St. & S. Horseshoe Dispatched and cancelled Public service/assistance
N. Horseshoe in front of Music Building Natural vegetation fire	Trivis Dr. & Cholla Rd. False call, other
McFire Circle in front of Hershaf Zohn Theatre EMS call	Trivis Dr. & wells St. MVC with no injuries
Payne St. & Stewart St. EMS Call (3) MVC with injuries	Trivis Dr. & University Ave. MVC with no injuries
Payne St. & Trivis Dr. MVC with injuries MVC without injuries (4)	University Ave. & Union Ave. MVC with injuries MVC with no injuries
Payne St. & wells St. MVC with no injuries	University Ave. & Jordan MVC with injuries
Sam Steele way in front of DACC MVC with no injuries	wells St. in front of OFS MVC with no injures
Sam Steele way & Union Ave. MVC with injuries (2) MVC with no injuries (4)	wells St. & Research Dr. MVC with no injuries
Sam Steele way & Cholla Rd. MVC with injuries	wells St. & Trivis Dr. MVC with injuries MVC with no injuries
Sam Steele way near I-10 Dispatched and canceled	wells St. & Williams Ave. MVC with injuries
Sam Steele way @ Tortugas Arroyo Brush Fire	Wooten Dr. & Avenue A EMS Call
Sam Steele way & Williams Ave. MVC with injuries	Wooten Dr. (in roadway) MVC with no injuries
Sam Steele way & wells St. MVC with injuries	<i>Parking Lots</i>
Sam Steele way & Stewart St. MVC with no injuries	Lot # 1 Passenger Vehicle Fire
Stewart St. & Union Ave. MVC with injuries (2) MVC with no injuries (4)	Lot # 6 Gasoline Spill
Stewart St. & Williams Ave. MVC with no injuries EMS call	Lot # 8 Vehicle Lock-out
	Lot # 9 Vehicle Lock-out
	Lot # 10 EMS Call

Lot # 16	MVC with no injuries	Lot # 98	Arcing/shorting Rubbish fire
Lot # 17	EMS Call (2) Oil Spill Vehicle Lock-out	Lot # 100	Vehicle Lock-out
Lot # 19	Controlled Burn EMS Call MVC with injuries	Lot H (Cervantez Village)	Animal Problem
Lot # 20	Vehicle Fire	OFS Yard	Vehicle Lock-out
Lot # 23	EMS Call	Lot across from Air Test Facility	EMS Call
Lot # 30	EMS Standby (12) Dispatched and Canceled EMS Call (6) MVC with injuries (2) Rubbish fire Vehicle Lock-out	<i>Greek Housing</i>	
Lot # 32	Good intent call, other MVC with injuries	Delta Zeta Sorority House	Unintentional Alarm
Lot # 34	EMS Call	Greek Complex (General)	Assist Police
Lot # 41	MVC with no injuries	100 Greek Complex	Alarm due to malf. (2) EMS Call
Lot # 45	Vehicle Fire	200 Greek Complex	Trouble alarm
Lot # 47	MVC with no injuries	300 Greek Complex	Accident, other Alarm due to malf. Smoke Detector malf. (2) Trouble alarm (3)
Lot # 48	Oil Spill	400 Greek Complex	Unintentional alarm
Lot # 50	Vehicle Lock-out	500 Greek Complex	Unintentional alarm (2) Trouble alarm Steam mistaken for smoke
Lot # 64	Gasoline spill	600 Greek Complex	Structure fire Trouble alarm Smoke detector malf. Trouble alarm EMS Call
Lot # 69	EMS Call	700 Greek Complex	Unintentional alarm Trouble alarm Steam mistaken for smoke
Lot # 70	Vehicle Lock-out	800 Greek Complex	Alarm due to malf. Unintentional alarm EMS Call No incident found Malicious pull station
Lot # 77B	EMS Call		
Lot # 83	MVC with injuries		

Zeta Tau Alpha Sorority House Gas Leak Steam mistaken for smoke	# 100 Cervantes Village EMS Call (2)
<i>Residence Halls</i>	# 200 Cervantes Village EMS Call (6) Smoke scare, odor of smoke Gas leak
All Residence Halls EMS Standby (move-in) (2)	D 11 Cervantes Village EMS Call
Alumni Dorms (includes both open portions, and calls during demolition/construction related to Chamisa Apartments) Alarm due to malf. (3) EMS Call Malicious alarm (3) Trouble alarm	# 1638 Cole Village EMS Call (2)
	# 1670 Cole Village EMS Call
Garcia Hall Alarm due to malf. Unintentional alarm (2) Assist Invalid Biological hazard Dispatched & canceled (2) EMS Call (19) Malicious pull station (3) No incident found Smoke detector malf. Smoke scare, odor of smoke Trouble alarm	# 1711 Cole Village CO Detector malf.
	# 2305 Cole Village Structure weakened/collapsed
	# 2521 Cole Village EMS call
	# 3501 Cole Village CO detector malf.
Monagle Hall EMS Call (5) No incident found (2) Service call, other	# 2507 S. Espina St. Arcing/short electrical
	# 2521 S. Espina St. EMS Call
Pinon Hall Alarm due to malf. (2) Unintentional alarm (4) Attempted burning EMS Call (10) Good intent call, other Malicious pull station Elevator rescue (3) Sprinkler active - no fire Trouble alarm (3)	# 3405 S. Espina St. CO detector malf. (4)
	# 3413 S. Espina St. Public service/assistance
	# 3423 S. Espina St. CO detector malf.
	# 3427 S. Espina St. CO detector malf.
Rhodes, Garret, Hamiel Hall (RGH) Smoke scare, odor of smoke Unintentional alarm EMS call (4) No incident found	# 306 Fite Dr. Grass Fire
	# 307 Fite Dr. EMS Call (5)
Vista Del Monte Apartments EMS Call (5) Smoke detector malf. Unintentional alarm	# 308 Fite Dr. CO detector malf.
	# 315 Fite Dr. Water problem
<i>Family Housing</i>	# 321 Fite Dr. Electrical wiring problem
# 2106 Barbara Lee Myers Heat from short circuit	

- | | |
|--|---|
| # 322 Fite Dr.
CO detector malf. (2) | # 1316 McArthur Ave.
CO detector malf. |
| # 327 Fite Dr.
CO detector malf. | # 1320 McArthur Ave.
EMS Call |
| # 330 Fite Dr.
CO detector malf. | # 804 Poe Dr.
EMS Call |
| # 1208 Fite Dr.
CO detector malf. | # 805 Poe Dr.
CO detector malf.
EMS Call |
| # 105 Gregg St.
Smoke scare, odor of smoke | # 812 Poe Dr.
EMS Call
Detector malf. |
| # 107 Gregg St.
Public service/assistance
Gasoline spill | # 813 Poe Dr.
CO detector malf.
Heat from short circuit |
| # 115 Gregg St.
Good intent call | # 2521 Sam Steele Way
EMS Call |
| # 117 Gregg St.
CO detector malf. | # 4201 Sam Steele Way
Trash/Rubbish fire |
| # 202 Hollinger St.
CO detector malf. | # 4301 Sam Steele Way
EMS Call |
| # 1901 Jack Ward Ave.
Gas leak | # 435B Sam Steele Way
Hazmat investigation |
| # 403 McArthur Ave.
CO detector malf. (3) | # 710 Standley Dr.
CO detector malf. |
| # 404 McArthur Ave.
Gas Leak | # 712 Standley Dr.
Alarm due to malf. |
| # 407 McArthur Ave.
CO detector malf. | # 715 Standley Dr.
Gas Leak |
| # 410 McArthur Ave.
CO detector malf. | # 716 Standley Dr.
CO detector malf. (2) |
| # 418 McArthur Ave.
CO detector malf. | # 719 Standley Dr.
CO detector malf. |
| # 419 McArthur Ave.
CO detector malf. | # 722 Standley Dr.
Unintentional alarm |
| # 422 McArthur Ave.
Good intent call | # 725 Standley Dr.
Steam mistaken for smoke |
| # 429 McArthur Ave.
CO detector malf. (2) | # 1400 Standley Dr.
EMS Call |
| # 1300 McArthur Ave.
EMS Call | # 1503 Standley Dr.
CO detector malf. |
| # 1306 McArthur Ave.
No incident found | # 1507 Standley Dr.
CO detector malf. |
| # 1307 McArthur Ave.
EMS Call (2) | |

# 1509 Standley Dr. Gas Leak	# 1411 Sweet St. CO detector malf.
# 1512 Standley Dr. CO detector malf.	# 1419 Sweet St. CO detector malf.
# 1514 Standley Dr. EMS Call	# 1429 Sweet St. Arcing/shorting electrical
# 1515 Standley Dr. EMS Call CO detector malf.	# 1434 Sweet St. CO detector malf.
# 1518 Standley Dr. CO detector malf.	# 1436 Sweet St. CO detector malf.
# 1520 Standley Dr. CO detector malf. (2)	# 607 wimberly Gas leak
# 1522 Standley Dr. CO detector malf.	# 1004 wooten Dr. Arcing/Shorting electrical CO detector malf.
# 1523 Standley Dr. CO detector malf.	# 1005 wooten Dr. CO detector malf.
# 1527 Standley Dr. CO detector malf.	# 1008 wooten Dr. Excessive heat, scorch
# 1533 Standley Dr. CO detector malf. (2)	# 1011 wooten Dr. CO detector malf.
# 1536 Standley Dr. CO detector malf. (2)	# 1016 wooten Dr. EMS Call
# 1541 Standley Dr. CO detector malf.	# 1017 wooten Dr. EMS Call
# 506 Sweet St. CO detector malf.	# 1021 wooten Dr. CO detector malf.
# 514 Sweet St. Cooking fire	# 1027 wooten Dr. CO detector malf.
# 520 Sweet St. CO detector malf. EMS Call (2)	# 1626 wooten Dr. False alarm
# 521 Sweet St. Electrical wiring problem	# 1632 wooten Dr. Good intent call
# 524 Sweet St. CO detector malf.	# 1638 wooten Dr. No incident found EMS Call
# 1402 Sweet St. No incident found	# 1639 wooten Dr. Smoke scare, odor of smoke
# 1404 Sweet St. Gas Leak (2) No incident found CO detector malf.	# 1645 wooten Dr. EMS Call (2)
# 1406 Sweet St. CO detector malf.	# 1650 wooten Dr. EMS Call
	# 1652 wooten Dr. Dispatched and canceled

1674 Wooten Dr.
EMS Call

1675 Wooten Dr.
EMS Call

1687 Wooten Dr.
EMS Call

Other/Difficult to Classify

"A" Mountain and surrounding
area:

EMS Call (2)
EMS Standby (2)
MVC with injuries

International Mall @ top of
Horseshoe
EMS Call

Alley between R.G.H. & Monagle
Hall
EMS Call

Area between Animal Lab & Sheep
Barn
Natural vegetation fire

Area between Breland Hall and
Garica Annex
EMS Call

Area between Milton Hall and
Zuhl Library
No incident found

Area between Regent's Row and
Student Health Center
Steam mistaken for smoke

Bull pens
Manure fire

Las Cruces High School
EMS Standby (20)

***Mutual Aid to Surrounding
Fire Departments***

***La Mesa Volunteer Fire
Department***

Gonzales Rd.
Fire, other

***Las Alturas Volunteer Fire
Department***

Baldy Peak
Dispatched and canceled

4970 Black Quartz
Steam mistaken for smoke

5120 Calle Belisima
EMS Call

Canyon Point
No incident found

4371 Chase
EMS Call

Dripping Springs Rd.
EMS Call (3)
MVC with injuries
MVC with no injuries
No incident found (3)
Oil spill
Chemical Hazard - no spill

¼ mile east of Dripping Springs
Vehicle fire

Desert N & E of "A" Mountain
Dispatched and canceled

3930 Desert Broom
Structure fire

3940 Desert Broom
Dispatched and canceled

4920 Desert Wind
EMS Call

5031 Diamond Mine
Dispatched & canceled (2)

523 Eagle Ridge
EMS Call

4415 Echo Canyon
EMS Call

4455 Echo Canyon
EMS Call

1413 Falcon
Dispatched and canceled

5150 Hunter's Chase
EMS Call

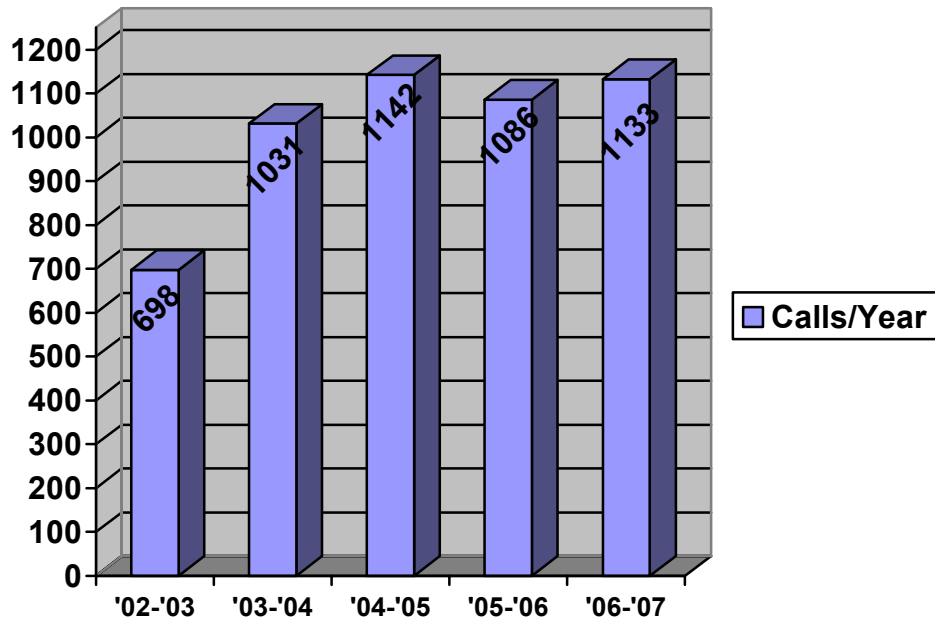
4146 Johnson Ln.
Dispatched and canceled

4215 Johnson Ln.
EMS Call

5993 Johnson Ln. Water or steam leak	4276 winchester Dispatched and canceled EMS Call
Johnson Mobile Home Park Electrical wires down	4306 winchester Vehicle Lock-out
5993 Las Alturas EMS Call Dispatched and canceled	4020 Red Yucca Dispatched and canceled
6015 Lazo de Norte No incident found Dispatched and canceled	<i>City of Las Cruces Dept. of Fire & Emergency Services</i>
12 Loma Real Dispatched and canceled	General Cover assignment (6)
4835 Sage EMS Call	East Lohman at desert Dispatched and canceled
4425 Senna Dispatched and canceled	Los Amigos Court Dispatched and canceled
4245 Senna Dispatched & canceled EMS Call	1621 Ralph EMS Call
4305 Senna EMS Call	2374 Tuscan Hills Dispatched and canceled
Soledad Canyon Dispatched and canceled	<i>South Valley Volunteer Fire Department</i>
Soledad & Achenbach Dispatched and canceled	5139 Alberta Dispatched and canceled
4025 Soto1 EMS Call	3300 Blackhawk Dispatched and canceled
4040 Soto1 EMS Call (2)	3251 Blackhawk EMS Call
4175 Soto1 EMS Call (3)	3850 Calle de Margaritas Structure fire
4200 Soto1 EMS Call (4)	308 Carver EMS Call
6015 Sunny Ln. EMS Call	4455 El Faro Dispatched and canceled
4411 Superstition EMS Call	Highway # 28 MVC with injuries
4025 Tamarisk EMS Call (2)	3714 Highway # 28 Dispatched and canceled EMS Call
Tellbrook & Camino Real MVC with injuries	4108 Highway # 28 No incident found
5080 Tierra Blanca EMS Call	3338 Holy Cross Brush fire
	5490 J.H. Sharp EMS Call

4595 Lamar Natural vegetation fire	660 Taos Dispatched and canceled
S. Main St. Dispatched and canceled	3788 Tigua EMS Call
4801 S. Main St. Dispatched and canceled	580 Tortugas EMS Call
3815 S. Main St. Dispatched and canceled Fire in mobile home	1649 Union Ave. EMS Call
267 Opal EMS Call	1605 Union Ave. Dispatched and canceled
Pajaro Rd. & Highway # 28 MVC with injuries	3990 Watson Ln. Dispatched and canceled
681 Renteria EMS Call	711 Windsong Smoke scare, odor of smoke <i>Mesquite Volunteer Fire Dept.</i>
Renteria MVC with injuries	4100 Swarik Standby/Cover assignment
Richardson & Mesilla Chemical spill	
1151 San Felipe Dispatched and canceled	
501 San Felipe Dispatched and canceled	
5800 Stern Dr. MVC with injuries	
3850 Stern Dr. Unintentional alarm	

Response Statistics Over Past Five Years



11.1% 47.7% 10.7% -5% 4.3%
 (Percentage of Increase from Previous Year)
 {Overall average increase of 13.76%}